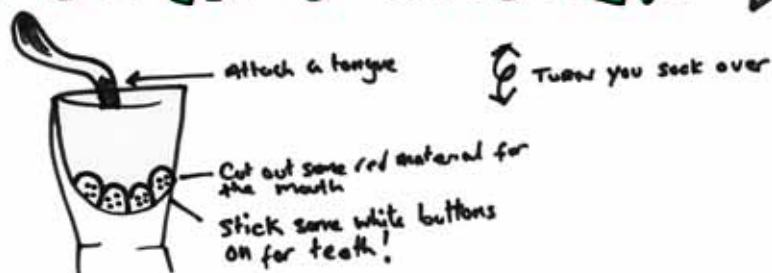


**DO IT YOURSELF -
REUSE AND RECYCLE**

MAKE YOUR VERY OWN

'RUBBISH EATING SOCK MONSTER'



Imagine if there was a monster that could eat up all of our waste and recycle it so we no longer had to send it to landfill - wouldn't that be fantastic!

These monsters could help keep our environments clean by recycling straight from our bins at home. The monsters could eat lots of things we might be putting into our bins that we can actually recycle such as;

Paper, cardboard, plastic, drinks cans, food tins, clothes, kitchen waste glass bottles or jars.

You can make your very own 'Rubbish eating Sock Monster' at home if you follow these easy instructions. As long as you have lots of imagination you can bring your monster to life.

Firstly you will have to decide what your monster will need so he can eat and recycle your rubbish. For example if your monster were to recycle glass he would need big strong jaws. He would need strong teeth if he were going to eat his way through your cans and tins. A big, long tongue would come in very handy when recycling paper as this would help him lick up all the sloppy, slippery pulp.

Go on, have a go and make your very own recycling friend -

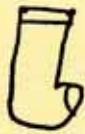


A Rubbish Eating Sock Monster!

What you will need.



A old Sock
(you might need to
cut it if it is too big!)



glue




Scissors

Buttons
or
Beads



Material




Wool



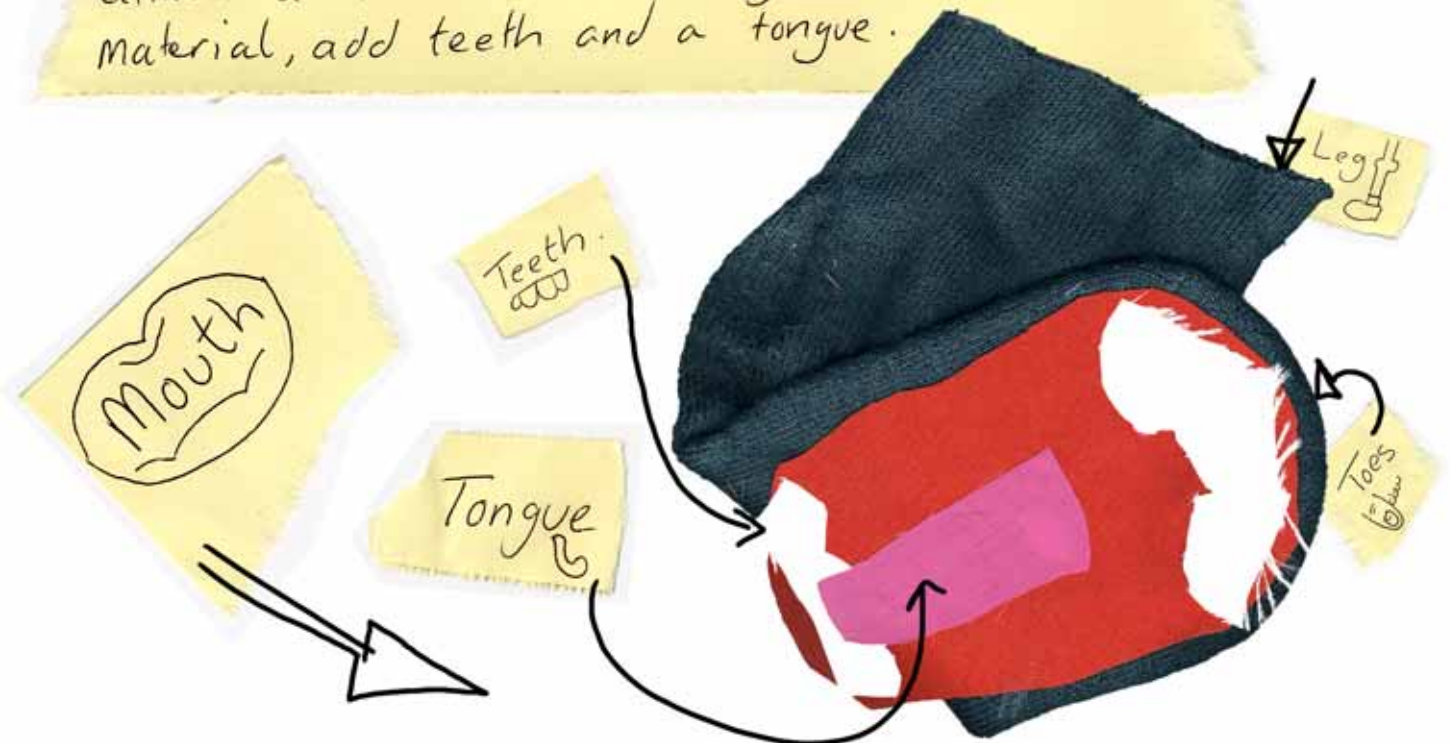
Zips, ribbon
or string for
a tail.



Start Making



Once the top of your monster is dry turn it over. At the end of the sock, where your toes would go, attach a mouth. Use a large piece of red material, add teeth and a tongue.



Will need to dry.



finished.

let your monster dry before you play with it

Pop him on your hand



What could my monster recycle?

Cardboard

Clothes

Kitchen Waste

drinks Cans

Plastic

Paper

food tins



Big Mouth!